



POUCHCO
TIMELESS COMFORT

PREMIUM CARRIER

INSTRUCTION MANUAL

Important, please keep instructions for future reference and use



Contents

| | |
|---|----|
| Carrier Features | 03 |
| Product Description | 04 |
| Carrier Parts | 05 |
| Attaching The Waist Belt | 06 |
| Keep The Right "M" Sitting Posture | 07 |
| Carry Position: Front Carry-Inward Facing | 08 |
| Carry Position: Back Carry Position | 08 |
| Folding Neck Support | 09 |
| Important Warnings | 10 |
| Care Instructions | 11 |

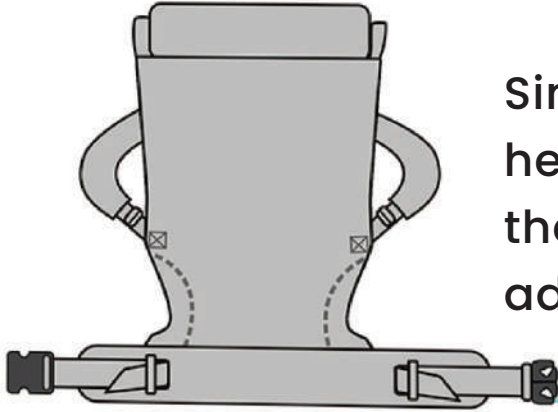
Carrier Features

The **POUCHCO** carrier is a unique simple and lightweight piece, designed to bring comfort to both caregiver and baby. The perfect way to bond with your little one while giving you the freedom to do as you please.

The carrier is constructed from Linen & Cotton Blend Fabric to ensure softness, strength, durability and breathability.


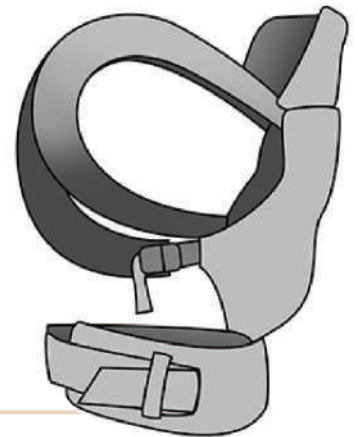
- Suitable for babies from 3.2kg to 16kg.
- Suitable for any size caregiver.
- Exterior is 100% sustainable Linen & Cotton Fabric Blend.
- Interlining is polyester breezy fabric they feature a complex hole pattern that ensures optimal airflow.
- Possible Carrying Positions:
 - Front inward facing
 - Front forward facing
 - Back inward facing
- Adjustable, padded neck support.
- Padded, adjustable waistband for ultimate lumbar support.
- Padded shoulder straps can be worn crossed (as X).
- Simple Intuitive and ergonomic design.
- Lightweight, supportive, soft and breathable.
- All fabrics are tested free from harmful substances.
- SGS Tested and Certified TR16512.

Product Description



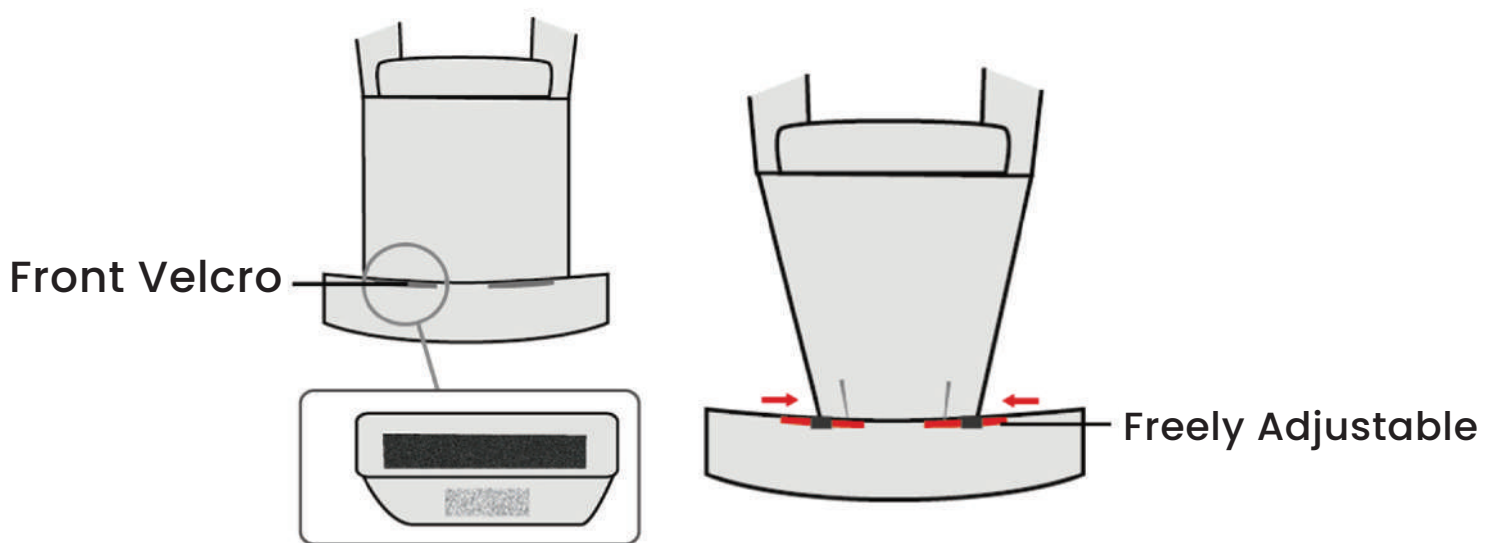
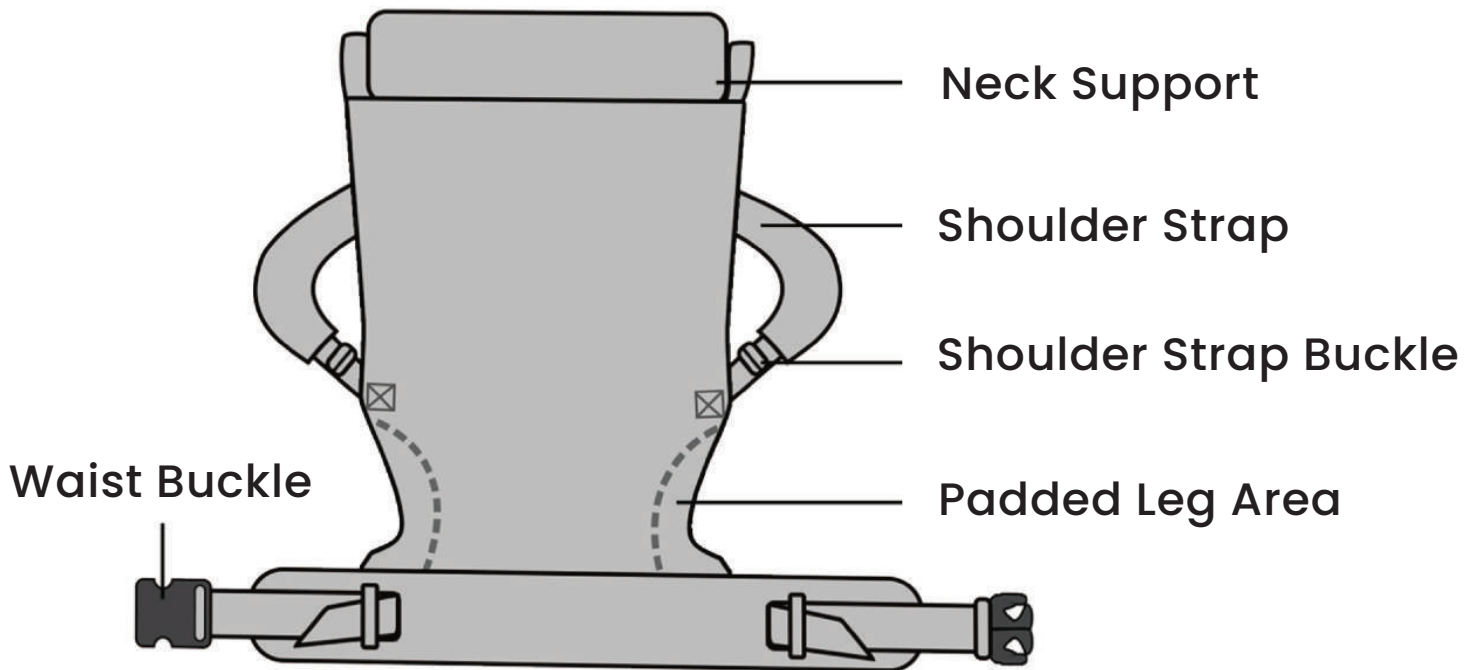
Simple and Classic design, the Soft headcover provides comfort support for the baby's head. Velcro Tab easily adjusts the leg opening.

X-shoulder straps can be easily buckled up and tight by oneself, and the waistband can be adjusted according to body size.

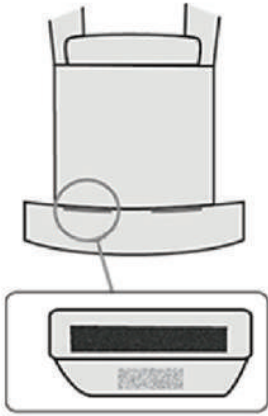


The safety back design. Helps to fasten easily. The Gold Buttons make the carrier more stylish, and elastic loops provide the best space for extra webbing.

Carrier Parts





Attaching The Waist Belt



The carrier has different sizing positions depending on the length and weight of your baby.

Different sizes can be created by varying the positions of the velcro that are hidden in the waist belt.



2

7

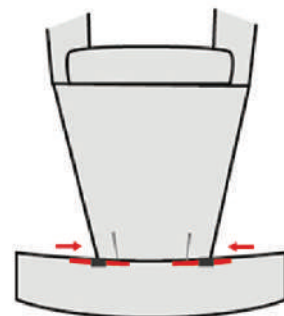
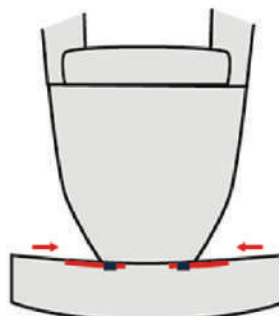
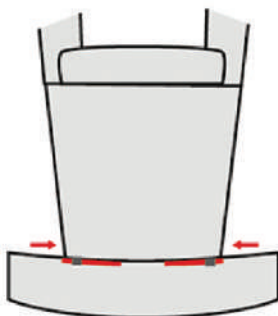
17

25

3.2kg +

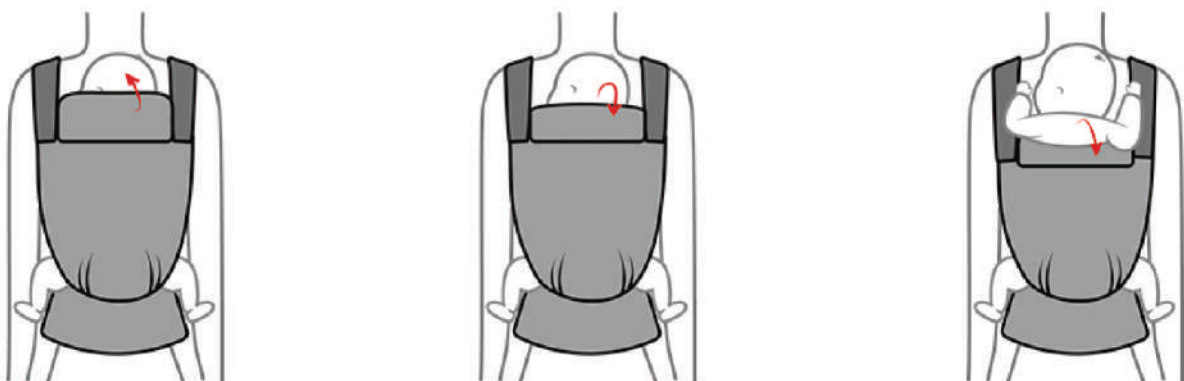

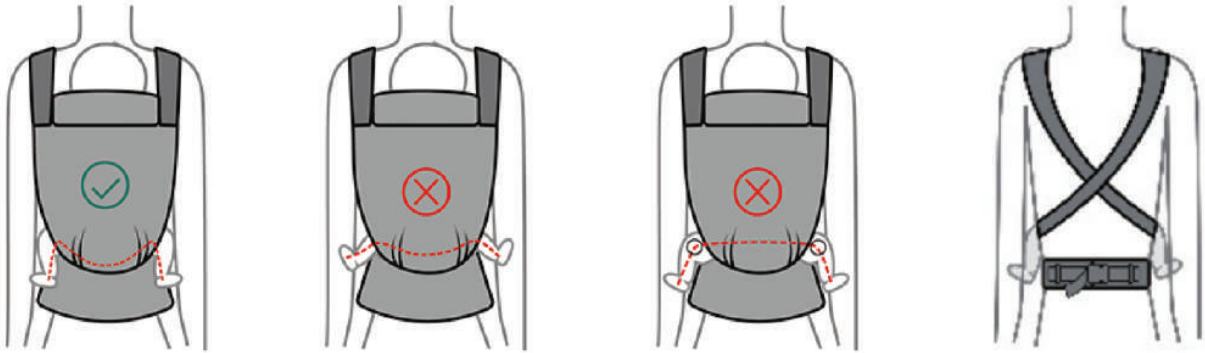
6kg +

12kg +



We use velcro adjustable buckle, you can choose the appropriate position according to your baby's comfort level.

Keep The Right "M" Sitting Posture



Adjust the headcover according to the baby's size easily.

Carry Positions

Front carry: Inward facing

(until at least 6 months of age)



Front Carry Position

Sit baby on the bottom of the carrier. Facing outward, with their legs in an "M" position.

Back carry: Inward facing

Suitable for babies who can sit up independently with strong neck and head control



Back Carry Position

To uncross the straps and buckle them as if you are wearing a backpack.

Folding Neck Support



For infants, the neck support can be folded inwards for extra support.

1. Place carrier around your waist.
2. Sit baby on the bottom of the carrier, facing inward, with their legs in an "M" position.
3. Place shoulder strap over shoulder and cross over at the back to the other side and clip. Then repeat for the other shoulder strap to form a X Position on your back For better support.
4. Tighten the shoulder straps by pulling sideways on the adjustable webbing under the arms.

WARNING

- Read all instructions before assembling and using the soft carrier.
- Keep instructions for future use.
- Check to assure all buckles, snaps, straps, and adjustments are secure before each use.
- Check for ripped seams, torn straps or fabric and damaged fasteners before each use.
- Ensure proper placement of child in product including leg placement.
- Premature infants, infants with respiratory problems, and infants under 4 months are at greatest risk of suffocation.
- Never use a soft carrier when balance or mobility is impaired because of exercise, drowsiness or medical conditions.
- Never use a soft carrier while engaging in activities such as cooking and cleaning which involve a heat source or exposure to chemicals.
- Never wear a soft carrier while driving or being a passenger in a motorvehicle.
- FALL HAZARD-Infants can fall through a wide leg opening or out of carrier adjust leg openings to fit baby's legs snugly. Before each use make sure all fasteners are secure. Take special care when leaning or walking. Never bend at waist; bend at knees. Only use this carrier for children between 3.2kg and 16kg.
- SUFFOCATION HAZARD-Infants under 4 months can suffocate in this product if face is pressed tight against your body. Do not strap baby too tight against your body. Allow room for head movement. Keep infant's face free from obstructions at all times.

Care Instructions



- Hand or Machine Washable with a delicate or mild detergent
- Do not tumble dry
- Do not bleach
- Wash by itself
- When using this baby carrier, constantly monitor your child



POUCHCO
TIMELESS COMFORT



📍 **PouchCo PTY LTD.**
48 Fabriek Street, Strand,
Western Cape
South Africa
7140

🌐 **www.pouchco.co.za**

★★ *Important, please keep instructions for future reference and use* ★★